



Bitting Questionnaire

*Please complete the following questionnaire in as much detail as possible.
Every question is important to help us advise you on the most logical
choice of bit for your horse.*

Name: Age Group: (Jun /YR/Rider/Sen)

Email Address: Tel No

Horse's name: Age: Breed:

Size: Sex (m/g/s): How long have you owned your horse?

What activities do you take part in with your horse e.g. hacking, dressage etc (if competing please state level):

.....

For which of the activities named above are you looking for a new bit?

.....

Description of the bit you currently use most (please check „How to determine the correct bit size“):

Width: Thickness: Check type :.....

Type of mouthpiece : (single/double jointed, material, special shape, brand+model if known):

.....

It is mandatory to check the width of your bit and check with the pictures given in the instruction whether the size is optimal for your horse – using a wrong size is a frequent cause of biting problems.

Result of the check (please choose): optimal rather tight definitely too wide

If you are not sure about the correct fit of your current bit, please take some pictures (head with bridle from both sides, bit separately) and send them to the recipient of this questionnaire. Further bits can be named below.

How does your horse react to the bit/rein aids? (e.g. is above or behind the bit, leans heavily on your hand, has problems to bend or flex, shows the tongue or pulls it up...) Please describe as detailed and exact as possible. If there are no general problems, a tendency (shown e.g. in stress situations) may be given .

.....

.....

.....

Why do you want a new bit/ which is the most important problem you would like to amend ?

.....

.....

.....

If you have tried other types of bits or regularly use different ones, please describe for each one how your horse reacts to it. When changing bits, have you found an initial improvement which has gradually worn off? If so how long was the benefit for? *These informations are especially important!*

.....

.....

.....

If your horse's way of going has deteriorated lately: When had it last checked teeth, saddle, back und hooves? Would you like to get in touch with a competent horse dentist or chiropractor ?

.....

.....

Please use this space to note everything what you think may be important to know about your horse: (behavioural problems or physical issues, previous injuries or illnesses, former owners...) or about yourself (riding abilities and experiences on other horses ... sometimes horses' problems are actually riders' problems, but nobody is perfect, and we can take that into account when choosing a bit!)

.....

.....

.....

.....

.....

.....

.....

.....

.....

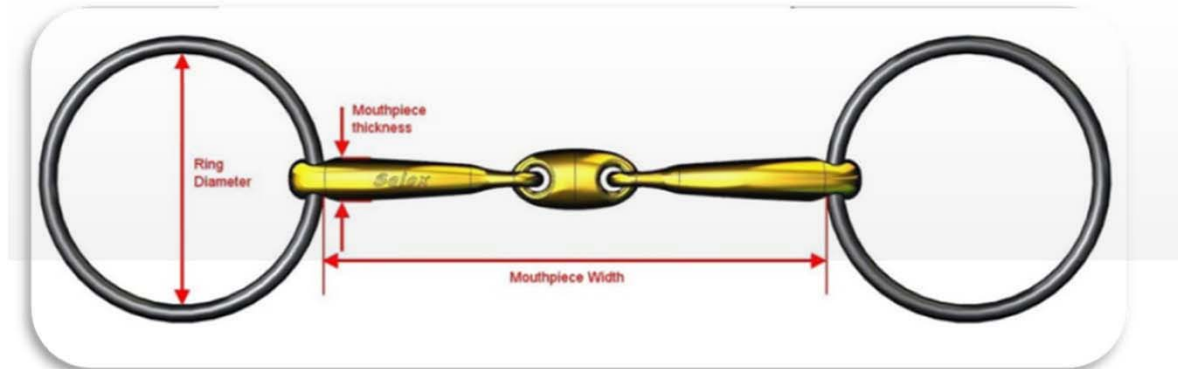
.....

The filled questionnaire can be mailed back by clicking the "submit form" button. You may also save it on your computer and mail as attachment to c.krajewski@nsbits.com.

Some good pictures can be very informative (e.g. of the bit, head with bridle, typical riding situation.) You are also welcome to supply a short video via email or whatsapp 00 49 1735282527.

Many thanks!
Your Neue Schule biting specialist
Christina Krajewski

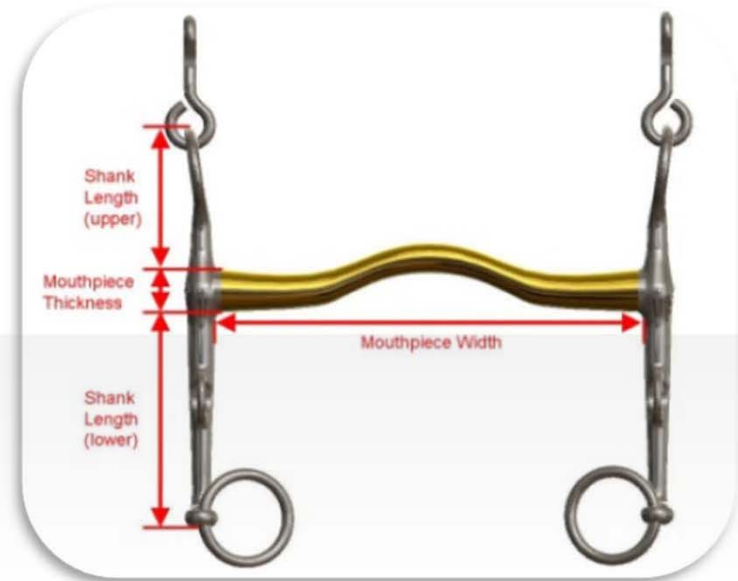
MEASURING YOUR BIT




Attention:

The sizes given on the wrapping of other brands are often measured in a different way.


Please verify the size of your current bit according to this scheme before ordering !



A CORRECTLY FITTING BIT



A snugly fitting Fixed Cheek.



Loose Ring with 3mm clearance from the hole to allow sliding

Note:

to ensure a correct fit, a Loose Ring bit (snaffle or bridoon) should always be chosen a little wider (6-7mm) than a Fixed Cheek bit (e.g. Eggbutt, Weymouths are also in this category!)